

**VILLAGE OF NEWBERRY
WATER AND LIGHT BOARD MEETING
REGULAR MEETING
Tuesday, February 8, 2022
Meeting Location: 307 E. McMillan Avenue
Meeting Time: 6:00 p.m.**

1. CALL TO ORDER

2. PLEDGE OF ALLEGIANCE

3. ROLL CALL

4. APPROVAL OF AGENDA - Agendas are not final until approved by a majority vote of the Water & Light Board members.

5. APPROVAL OF MINUTES

- 1. Water and Light Board Meeting - Regular Session January 11, 2021

6. WATER AND LIGHT CHAIRPERSON ANNOUNCEMENTS

- 1. None Prescheduled

7. PUBLIC COMMENTS – Prior to consideration of official business, citizens may speak on any matter citizens may wish to bring to the attention of the Water and Light Board. Please limit comments to 3 minutes.

8. SUBMISSION OF BILLS AND FINANCIAL UPDATES – Action Item

- 1. Water & Light – Monthly Payables –January 8, 2022 to February 4, 2022

582	ELECTRIC FUND TOTAL EXPENSE:	\$108,942.06
591	WATER FUND TOTAL EXPENSE:	\$14,200.73
Total amount for both funds:		\$123,142.79

- 2. Save the Bells Bank Account – For Review

582	Save the Bells Bank Balance Summary – as of 12/31/2021	\$20,839.14
-----	--	--------------------

9. PETITIONS AND COMMUNICATIONS – Communications addressed to the Water and Light Board are distributed to all members and are acknowledged for information or are referred to a committee or staff for follow-up.

10. REPORTS OF VILLAGE MANAGEMENT – The Village Manager and Superintendent of Water and Light may submit reports or information to the Water and Light Board as updates and consideration.

1. Working Water and Light Superintendent

- a. Monthly Report
- b. Electric Consumption/Billing Report
- c. Electric Demand Large Power Report
- d. Billed Electric kWh Report
- e. Water Pumpage Report

2. Village Manager - verbal

11. UNFINISHED BUSINESS

- 1. Water & Light Board Seats - update
- 2. Backup generators for Wells & W&L Building – Action Item
- 3. Public Comment Follow-Up from Previous Meeting
 - i. None prescheduled

12. NEW BUSINESS

- 1. Energy Adjustment (EA) -Jan – June 2022 – For review

13. PUBLIC COMMENT – see section 7 of this agenda for guidance on process for public comment.

14. ASSIGNMENT OF PUBLIC COMMENT RESPONSE

15. COMMENTS BY BOARD MEMBERS

16. ADJOURNMENT - REGULAR MEETING SESSION

NEWBERRY WATER & LIGHT BOARD
REGULAR MEETING MINUTES
Location of meeting: 307 E. McMillan Ave., Newberry, MI
January 11, 2022

Present: Board members: Olson, Hendrickson, Stokes.

Absent: None.

Also Present: Village Manager – Watkins.

Call to Order: The meeting was called to order at 6:00 p.m. by Chairman Stokes, followed by the Pledge of Allegiance.

Approval of Agenda: Motion by Hendrickson, support by Olson, **CARRIED**, to approve agenda as presented.
Ayes: All.

Approval of Minutes: Motion by Olson, support by Hendrickson, **CARRIED**, to approve the minutes for the December 14, 2021, W&L meeting as presented. Ayes: All.

Water and Light Chairperson Announcements: None.

Public Comments on Agenda Items: None.

Submission of Bills and Financial Updates:

A.) **Water & Light – Monthly Bills –December 11, 2021 to January 7, 2022:** - Motion by Hendrickson, support by Olson, **CARRIED**, recommend Village Council pay December 11, 2021 to January 7, 2022, Electric Fund bill in the amount of \$28,912.98. Discussion followed. Ayes: Stokes, Hendrickson, Olson.

Motion by Stokes, support by Hendrickson, **CARRIED**, to recommend Village Council pay the December 11, 2021 to January 7, 2022, Water Fund bill in the amount of \$4,915.66. Discussion followed. Ayes: Stokes, Hendrickson, Olson.

B.) **Christmas Light Fund – as of 12/31/2021 –Unavailable.**

Petitions and Communications: None.

Reports of Village Management:

- 1.) **Superintendent of Water and Light:** W&L Superintendent Dan Kucinkas submitted a written report and charts. Discussion followed.
- 2.) **Village Manager:** Watkins gave a verbal report.

Unfinished Business:

- 1.) **Water & Light Board Seats:** There are still two seats open. No interest shown.
- 2.) **Backup Generators for Wells & W&L Building:** Watkins gave an update.
- 3.) **USDA Rural Development Application:** Watkins gave an update.
- 4.) **Public Comment Follow-up from Previous Meeting:** None.

New Business:

- 1.) **Bond Payment Amounts for 2022:** For review.
- 2.) **Energy Optimization Program Ended:**

Customer Savings:
Residential - .00137 kWh
Commercial - .00145 kWh
Large Power - .00128 kWh

Public Comment: None.

Assignment of Public Comment Response: None

Comments by Board Members:

Adjourn Meeting: Motion by Stokes, support by Hendrickson, **CARRIED**, to adjourn meeting at 7:02 p.m.
Ayes: Stokes, Hendrickson, Olson.

These minutes are unapproved until voted on at the next meeting.

Terese Schummer, Clerk

Lori A. Stokes, Chairperson

GL Number	Inv. Line Desc	Vendor	Invoice Desc.	Due Date	Amount
Dept 582 ELECTRIC DISTRIBUTION	LIFE INSURANCE	STANDARD. THE	LIFE INSURANCE	02/01/22	8.16
582-582-726.000	UVERSE- LARGE CAPACITY METER	ATT U. VERSE	LARGE CAPACITY METER UVERSE	01/23/22	41.10
582-582-850.000			Total For Dept 582 ELECTRIC DISTRIBUTION		49.26
Dept 583 GENERAL EXPENSES					
582-583-719.000	HOSPITALIZATION	44 NORTH	COBRA RETIREES	02/22/22	3.22
582-583-725.000	WORKERS COMPENSATION	MML WORKERS COMP FUND	WORKERS COMP POLICY	03/15/22	367.33
582-583-726.000	LIFE INSURANCE	STANDARD. THE	LIFE INSURANCE	02/01/22	29.12
582-583-752.100	OPERATING SUPPLIES	RAHILLY IGA	WATER/HAND SOAP	02/10/22	2.99
582-583-752.100	OPERATING SUPPLIES	RAHILLY IGA	WATER	02/10/22	2.99
582-583-752.100	OPERATING SUPPLIES	AMAZON CAPITAL SERVICES	HEADLAMPS	02/17/22	67.98
582-583-752.100	OPERATING SUPPLIES	AMAZON CAPITAL SERVICES	TONER	01/29/22	16.50
582-583-752.100	OPERATING SUPPLIES	RAHILLY IGA	WATER	02/10/22	3.99
582-583-752.200	IT SOFTWARE	ZOOM	MEETINGS	01/01/22	48.02
582-583-752.200	IT SOFTWARE	ZOOM	MEETINGS	02/02/22	48.02
582-583-753.000	TOOLS & EQUIP (UNID CAP THRES)	MITCHELL TEST & SAFETY	VINYL GROUND STORAGE BAGS	11/16/21	187.50
582-583-759.000	GAS & OIL - ELECTRIC	WEX BANK - SPEEDWAY UNIN	GAS/FUEL	02/22/22	250.08
582-583-767.000	CLOTHING - UNIFORMS	BURTON LONDON	BOOT ALLOWANCE 2022	01/15/22	112.50
582-583-767.000	CLOTHING - UNIFORMS	KUCINSKAS, DAN	BOOT ALLOWANCE 2022	01/15/22	112.50
582-583-767.000	CLOTHING - UNIFORMS	LARRY MILLER	BOOT ALLOWANCE 2022	01/15/22	112.50
582-583-767.000	CLOTHING - UNIFORMS	EISELER, KEVIN	BOOT ALLOWANCE 2022	01/15/22	112.50
582-583-767.000	CLOTHING - UNIFORMS	OK INDUSTRIAL SUPPLY	GLOVES	02/10/22	86.85
582-583-801.000	PROFESSIONAL & CONTRACTUAL	KLATY'S PH&E	SERVICE CALL	02/06/22	173.75
582-583-801.000	PROFESSIONAL & CONTRACTUAL	CLOVERLAND ELECTRIC CO-4	POLE RENTAL	02/28/22	324.00
582-583-801.000	PROFESSIONAL AND CONTRACTU	FAIR, ALMA	OFFICE CLEANING	02/15/22	100.00
582-583-850.000	TELEPHONE	AT&T	WATER/LIGHT PHONE	02/07/22	48.13
582-583-850.000	906-291-0055 HR	VERIZON	ACCOUNT NUMBER 942077532-00002 - CELL	02/07/22	11.65
582-583-850.000	906-291-0608 LINEMAN	VERIZON	ACCOUNT NUMBER 942077532-00002 - CELL	02/07/22	23.32
582-583-850.000	906-450-0919 LINEMAN	VERIZON	ACCOUNT NUMBER 942077532-00002 - CELL	02/07/22	20.82
582-583-850.000	906-291-0136 MECHANIC	VERIZON	ACCOUNT NUMBER 942077532-00002 - CELL	02/07/22	20.82
582-583-850.000	906-291-1223	VERIZON	ACCOUNT NUMBER 942077532-00003 DESK	02/07/22	6.96
582-583-850.000	906-293-3433 GENERAL	VERIZON	ACCOUNT NUMBER 942077532-00003 DESK	02/07/22	6.96
582-583-850.000	906-293-5681 W/L CLERK 40%	VERIZON	ACCOUNT NUMBER 942077532-00003 DESK	02/07/22	10.68
582-583-850.000	906-291-1621	VERIZON	ACCOUNT NUMBER 942077532-00003 DESK	02/07/22	6.96
582-583-850.000	906-291-1622 H.R.	VERIZON	ACCOUNT NUMBER 942077532-00003 DESK	02/07/22	6.96
582-583-850.000	906-291-1627 W/L	VERIZON	ACCOUNT NUMBER 942077532-00003 DESK	02/07/22	13.92
582-583-850.000	906-293-8531	VERIZON	ACCOUNT NUMBER 942077532-00003 DESK	02/07/22	13.36
582-583-850.000	906-291-1625 FINANCE	VERIZON	ACCOUNT NUMBER 942077532-00003 DESK	02/07/22	6.96
582-583-850.000	JAMADOTS - FIBER-OPTICS	HTC-HIAWATHA TELEPHONE	ACCT 00042364-7	02/24/22	17.50
582-583-850.000	JAMADOTS INTERNET	HTC-HIAWATHA TELEPHONE	ACCT 00042108-7	02/24/22	25.87
582-583-851.000	POSTAGE	ARISTA INFORMATION SYSTEME	UB POSTAGE	01/30/22	248.15
582-583-851.000	POSTAGE	UNITED STATES POST OFFICE	POSTAGE	01/18/22	33.38
582-583-900.000	PRINTING AND PUBLISHING	ARISTA INFORMATION SYSTEME	UB BILLIG	01/30/22	206.70
582-583-921.000	HEAT	SEMCOENERGY GAS COMPAN	WATER LIGHT BUILDING NATURAL GAS 238.500	02/24/22	392.44
582-583-921.000	HEAT	SEMCOENERGY GAS COMPAN	GENERATION BUILDING NATURAL GAS 237.500	02/24/22	755.84

2022 WATER LIGHT ACCOUNTS PAYABLE
JANUARY 8, 2022 to FEBRUARY 4, 2022

GL Number	Inv. Line Desc	Vendor	Invoice Desc.	Due Date	Amount
582-583-935.000	PROPERTY LIABILITY INSURANCE	MICHIGAN MUNICIPAL RISK N	INSURANCE	02/28/22	4,680.12
582-583-935.000	PROPERTY LIABILITY INSURANCE	MICHIGAN MUNICIPAL RISK N	INSURANCE	02/28/22	1,969.50
			Total For Dept 583 GENERAL EXPENSES		10,689.34
Dept 584 ELECTRIC GENERATION					
582-584-801.000	PROFESSIONAL & CONTRACTUAL	STATE OF MICHIGAN	EMISSIONS-CATEGORY E FACILITY CHARGE	04/12/22	250.00
582-584-801.000	PROFESSIONAL & CONTRACTUAL	GORDY CRIBB	UNDERGROUND STORAGE TANK INSPECTION	02/10/22	250.00
			Total For Dept 584 ELECTRIC GENERATION		500.00
Dept 585 BUILDING MAINTENANCE					
582-585-929.000	REPAIRS & MAINTENANCE	FOSTER HARDWARE	BRUSH/TACK CLOTH/TAPE	02/10/22	136.09
582-585-929.000	REPAIRS & MAINTENANCE	FOSTER HARDWARE	ROLLER FRAME	02/10/22	3.99
582-585-929.000	REPAIRS & MAINTENANCE	D & D HOME CENTER	SCREWS	02/10/22	3.49
			Total For Dept 585 BUILDING MAINTENANCE		143.57
Dept 586 PURCHASED POWER					
582-586-801.000	PROFESSIONAL AND CONTRACTUAL	MICHIGAN PUBLIC POWER AG	VOLUNTARY GREEN PRICING/RENEWABLE PORTFOLIO SER	01/25/22	45.94
582-586-926.000	PURCHASED POWER	CMS ENERGY RESOURCE MG I	PURCHASED POWER	01/20/22	71,688.87
582-586-926.000	PURCHASED POWER	CLOVERLAND ELECTRIC CO-	MONTHLY POWER BILL	02/25/22	7,987.38
582-586-926.100	ATC TRANSMISSION MONTHLY IN	AMERICAN TRANSMISSION CO	PURCHASED POWER - CAPACITY	02/08/22	13,117.43
			Total For Dept 586 PURCHASED POWER		92,839.62
Dept 587 ENERGY OPTIMIZATION					
582-587-801.000	PROFESSIONAL & CONTRACTUAL	MECA	MONTHLY INCENTIVES	01/30/21	3,266.48
582-587-801.000	PROFESSIONAL & CONTRACTUAL	MECA	MONTHLY INCENTIVES	01/30/22	1,396.84
			Total For Dept 587 ENERGY OPTIMIZATION		4,663.32
Dept 588 SAVE THE BELLS					
582-588-752.200	SAVE THE BELLS EXPENSES	AMAZON CAPITAL SERVICES	FRITION TAPE	02/17/22	56.95
			Total For Dept 588 SAVE THE BELLS		56.95
					108,942.06
Fund 591 Water Fund					
Dept 536 WATER SYSTEM					
591-536-719.000	HOSPITALIZATION	44 NORTH	COBRA RETIREES	02/22/22	2.70
591-536-725.000	WORKERS COMPENSATION	MML WORKERS COMP FUND	WORKERS COMP POLICY	03/15/22	450.88
591-536-726.000	LIFE INSURANCE	STANDARD. THE	LIFE INSURANCE	02/01/22	94.56
591-536-752.100	OPERATING SUPPLIES	RAHILLY IGA	WATER/HAND SOAP	02/10/22	2.99
591-536-752.100	OPERATING SUPPLIES	ETNA SUPPLY COMPANY	MALE BRASS ADAPTORS	02/25/22	115.50
591-536-752.100	OPERATING SUPPLIES	RAHILLY IGA	WATER	02/10/22	2.99
591-536-752.100	OPERATING SUPPLIES	U S A BLUE BOOK	24 GRD 100 PSI FLEX PUMP	02/10/22	1,370.76
591-536-752.100	OPERATING SUPPLIES	AMAZON CAPITAL SERVICES	TONER	01/29/22	16.50
591-536-752.100	OPERATING SUPPLIES	HAWKINS INC	AZONE 15/A1-4T TUBE ASSEMBLY	02/10/22	758.26
591-536-752.100	OPERATING SUPPLIES	RAHILLY IGA	WATER	02/10/22	3.99
591-536-752.100	OPERATING SUPPLIES	HAWKINS INC	A1-6T TUBE ASSEMBLY	02/24/22	128.94
591-536-752.200	IT SOFTWARE	ZOOM	MEETINGS	01/01/22	21.08
591-536-752.200	IT SOFTWARE	ZOOM	MEETINGS	02/02/22	21.08

GL Number	Inv. Line Desc	Vendor	Invoice Desc	Due Date	Amount
591-536-759.000	GAS, OIL & GREASE - WATER	WEX BANK - SPEEDWAY UNIN	GAS/FUEL	02/22/22	250.08
591-536-767.000	UNIFORMS	BURTON, LANDON	BOOT ALLOWANCE 2022	01/15/22	37.50
591-536-767.000	UNIFORMS	KUCINSKAS, DAN	BOOT ALLOWANCE 2022	01/15/22	37.50
591-536-767.000	UNIFORMS	LARRY MILLER	BOOT ALLOWANCE 2022	01/15/22	37.50
591-536-767.000	UNIFORMS	EISELER, KEVIN	BOOT ALLOWANCE 2022	01/15/22	37.50
591-536-767.000	UNIFORMS	OK INDUSTRIAL SUPPLY	GLOVES	02/10/22	86.84
591-536-801.000	PROFESSIONAL & CONTRACTUAL	KLATVY'S PH&E	SERVICE CALL	02/06/22	173.75
591-536-801.000	PROFESSIONAL & CONTRACTUAL	FAIR, ALMA	OFFICE CLEANING	02/15/22	100.00
591-536-850.000	TELEPHONE	AT&T	WATER/LIGHT PHONE	02/07/22	48.14
591-536-850.000	906-291-0608 LINEMAN	VERIZON	ACCOUNT NUMBER 942077532-00002 - CELL	02/07/22	23.32
591-536-850.000	906-291-0055 HR	VERIZON	ACCOUNT NUMBER 942077532-00002 - CELL	02/07/22	11.65
591-536-850.000	906-450-0919 LINEMAN	VERIZON	ACCOUNT NUMBER 942077532-00002 - CELL	02/07/22	20.82
591-536-850.000	906-291-1223	VERIZON	ACCOUNT NUMBER 942077532-00003 DESK	02/07/22	6.96
591-536-850.000	906-293-3433 GENERAL	VERIZON	ACCOUNT NUMBER 942077532-00003 DESK	02/07/22	6.96
591-536-850.000	906-293-5681 W/L CLERK 40%	VERIZON	ACCOUNT NUMBER 942077532-00003 DESK	02/07/22	10.68
591-536-850.000	906-291-1627 W/L	VERIZON	ACCOUNT NUMBER 942077532-00003 DESK	02/07/22	6.96
591-536-850.000	906-291-1627 H.R.	VERIZON	ACCOUNT NUMBER 942077532-00003 DESK	02/07/22	13.92
591-536-850.000	906-291-1622 H.R.	VERIZON	ACCOUNT NUMBER 942077532-00003 DESK	02/07/22	6.96
591-536-850.000	906-291-1621	VERIZON	ACCOUNT NUMBER 942077532-00003 DESK	02/07/22	6.96
591-536-850.000	JAMADOTS FIBER- OPTICS	HTC-HIAWATHA TELEPHONE	ACCT 00042364-7	02/24/22	17.50
591-536-850.000	TELEPHONE	HTC-HIAWATHA TELEPHONE	ACCT 00042108-7	02/24/22	25.87
591-536-851.000	POSTAGE	ARISTA INFORMATION SYSTEM	UB POSTAGE	01/30/22	139.99
591-536-851.000	POSTAGE	UNITED STATES POST OFFICE	POSTAGE	01/18/22	33.36
591-536-900.000	PUBLISHING & PRINTING	ARISTA INFORMATION SYSTEM	UB BILLIG	01/30/22	116.60
591-536-910.000	PROFESSIONAL DEVELOPMENT	MICHIGAN RURAL WATER AS	MATH REVIEW	03/26/22	320.00
591-536-910.000	PROFESSIONAL DEVELOPMENT	MICHIGAN RURAL WATER AS	WATER REVIEW	03/27/22	320.00
591-536-910.000	PROFESSIONAL DEVELOPMENT	STATE OF MICHIGAN	WATER OPERATOR TESTING D-3	02/15/22	70.00
591-536-910.000	PROFESSIONAL DEVELOPMENT	STATE OF MICHIGAN	WATER OPERATOR TESTING S-3	02/15/22	70.00
591-536-910.000	PROFESSIONAL DEVELOPMENT	STATE OF MICHIGAN	WATER OPERATOR TEST S-3	02/15/22	70.00
591-536-910.000	PROFESSIONAL DEVELOPMENT	STATE OF MICHIGAN	WATER OPERATOR TEST D-3	02/15/22	70.00
591-536-915.000	MEMBERSHIPS & SUBSCRIPTIONS	MICHIGAN MUNICIPAL ELECT	2022 MEMBERSHIP DUES	02/13/22	2,842.00
591-536-921.000	HEAT	SEMCOENERGY GAS COMPAN	WATER LIGHT BUILDING NATURAL GAS 238.500	02/24/22	392.43
591-536-929.000	REPAIRS & MAINTENANCE	ETNA SUPPLY COMPANY	GATE VAAYLE	02/25/22	1,473.00
591-536-929.000	REPAIRS & MAINTENANCE	FERGUSON WATER	COPPER TUBING	01/23/22	745.18
591-536-935.000	PROPERTY LIABILITY INSURANCE	MICHIGAN MUNICIPAL RISK IN	INSURANCE	02/28/22	2,520.07
591-536-935.000	PROPERTY LIABILITY INSURANCE	MICHIGAN MUNICIPAL RISK IN	INSURANCE	02/28/22	1,060.50
			Total For Dept 536 WATER SYSTEM		14,200.73
			Total For Fund 591 Water Fund		14,200.73
			Fund 582 Electric Fund		108,942.06
			Fund 591 Water Fund		14,200.73
			Total For All Funds:		123,142.79

First National Bank

Main Office:

P.O. Box 187 * 132 North State Street
 St. Ignace, Michigan 49781
 Voice: 906-643-6800 Fax: 906-643-6808

Les Cheneaux Branch
 P.O. Box 177 - 192 S Meridian St.
 Cedarville, MI 49719 * 906-484-2262

Mackinac Island Branch
 P.O. Box 534 - 534 Market St.
 Mackinac Island, MI 49757 * 906-847-3732

West Mackinac Branch
 P.O. Box 142 - W11635 West U.S. 2
 Naubinway, MI 49762 * 906-477-6263

Newberry Branch
 P.O. Box 466 - 1014 S. Newberry Ave.
 Newberry, MI 49868 * 906-293-5160

2224998

NEWBERRY WATER & LIGHT BOARD
 NEWBERRY SAVE THE BELLS
 307 E MCMILLAN AVE
 NEWBERRY MI 49868


Date 12/31/21 Page 1 of 1
 ACCOUNT NUMBER [REDACTED]

MUNICIPAL MONEY MARKET				1
ACCOUNT NUMBER	7703432	Statement Dates	12/01/21 thru	12/31/21
PREVIOUS BALANCE	20,600.83	DAYS IN STATEMENT PERIOD		31
1 CREDITS TOTALING	235.69	AVERAGE LEDGER BAL		20,615
DEBITS TOTALING	.00	AVERAGE COLLECTED BAL		20,615
SERVICE CHARGE AMOUNT	.00	Interest Earned		2.62
INTEREST PAID	2.62	Annual Percentage Yield Earned		0.15%
CURRENT STMT BALANCE	20,839.14	2021 Interest Paid		37.76

DEPOSITS AND OTHER CREDITS.....		
DATE	DESCRIPTION	AMOUNT
12/30	DDA REGULAR DEPOSIT	235.69
12/31	INTEREST PAID 31 DAYS	2.62

DAILY BALANCE SUMMARY.....					
DATE.....	BALANCE	DATE.....	BALANCE	DATE.....	BALANCE
12/01	20,600.83	12/30	20,836.52	12/31	20,839.14

INTEREST RATE SUMMARY.....		
DATE.....	INTEREST RATE	
11/30	.15%	



VILLAGE OF NEWBERRY



302 East McMillan Avenue, Newberry, MI 49868 Phone: 906-293-3433 Fax: 906-293-8890

Newberry Water and Light Dept Dan Kucinkas Water & Light Supt. January 2022

- Read all meters
- Red tags
- Disconnects/Reconnects
- Multiple Miss Digs
- Daily Well Inspection
- Monthly Water Samples
- Multi-Seasonal Disconnects
- Pulled More Poles
- Installed New Chlorine Pump (Well #4)
- Cleaned Chlorine Pumps
- Fire Call Out (305 E Truman)
- Took Christmas Light Down
- Inspection Of Residential Water Meters
- Replaced Injectors at Well (For Chlorine)

2022 - ELECTRIC CONSUMPTION / BILLING

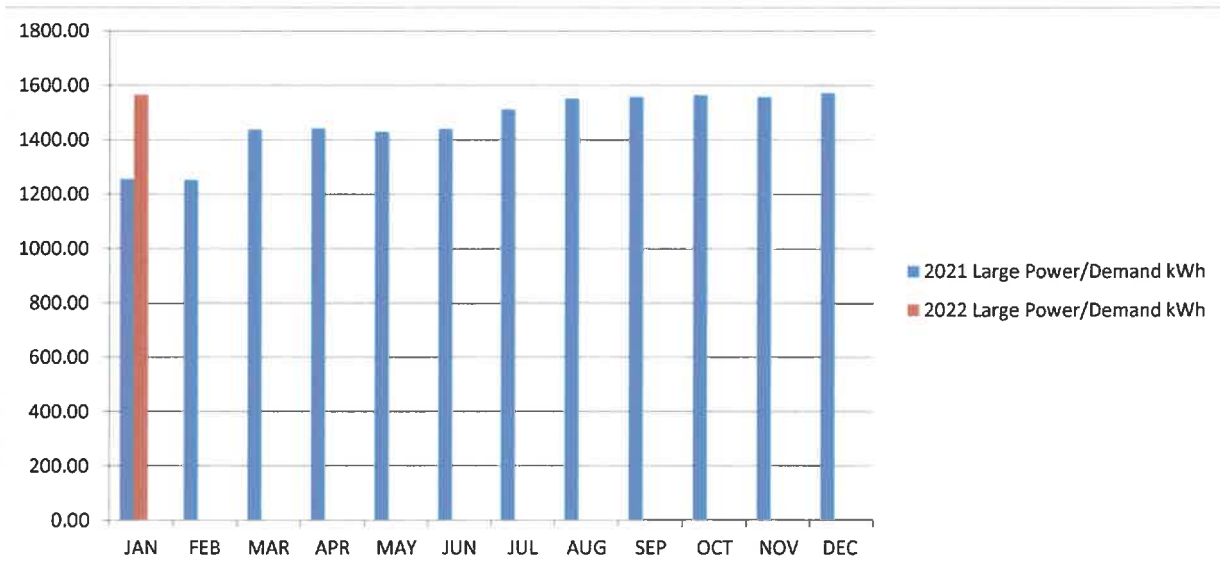
	RESIDENTIAL				COMMERCIAL				LARGE POWER				DEMAND		
	ER KW	METERS	ER FUEL ADJ	ER AMT BILLED	EC KW	METERS	EC FUEL ADJ	EC AMT BILLED	LG KW	METERS	LG AMT BILLED	FUEL ADJ	DEMAND KW	METERS	DEMAND AMT BILLED
2022	888484.00	1193	\$ 10,349.31	\$ 93,041.97	309170.00	212	\$ 3,561.71	\$ 36,249.40	561518.00	15	\$ 29,618.51	\$ 6,762.12	1566.00	13	\$ 14,194.40
JAN															
FEB															
MAR															
APR															
MAY															
JUN															
JUL															
AUG															
SEPT															
OCT															
NOV															
DEC															
TOTAL		1193.00	\$ 10,349.31	\$ 93,041.97	309170.00	212.00	\$ 3,561.71	\$ 36,249.40	561518.00	15.00	\$ 29,618.51	\$ 6,762.12	1566.00	13.00	\$ 14,194.40
AVG	888484	1193	10349.31	93041.97	309170	212	3561.71	36249.4	561518	15	29618.51	6762.12	1566	13	14194.4

TOTAL Kwh 872.25
 AVERAGE MET 1433

Water & Light

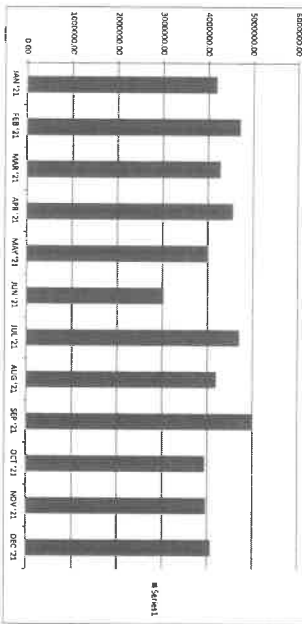
Electric Demand Report Large Power/Industrial 2022

MONTH:	LG POWER/INDUSTRIAL	BILLED AMOUNT
DEC'21	1573.00	\$ 14,243.60
JAN'22	1566.00	\$ 14,194.40
FEB'22		
MAR'22		
APR'22		
MAY'22		
JUN'22		
JUL'22		
AUG'22		
SEP'22		
OCT'22		
NOV'22		
DEC '22		



Water & Light
Billed Electric kWh Report - 2021

MONTH:	RES/COM KWH	DEM. BILLED	RES/COM BILL	CONSUMERS	MPPA	MISO	ATC	CECHYDRD	2021 PAID	2020 PAID	2019 PAID	2018 PAID	2017 PAID	2016 PAID	2015 PAID	2015 PRO.	SAVED: (2021 vs 2020)
JAN 21	4194033.00	\$ 12,118.20	\$ 169,228.30	\$ 69,784.77	\$ 138.93	\$ 2,113.91	\$ 12,311.39	\$ 4,969.27	\$ 69,318.27	\$ 96,006.09	\$ 109,949.71	\$ 129,527.93	\$ 120,334.74	\$ 103,229.84	\$ 146,688.48	\$ 1,666.82	
FEB 21	4719170.00	\$ 12,159.16	\$ 190,183.21	\$ 69,202.26	\$ 52.80	\$ 3,377.59	\$ 12,311.39	\$ 5,044.92	\$ 89,998.96	\$ 88,999.51	\$ 101,672.04	\$ 119,847.95	\$ 114,411.84	\$ 102,655.98	\$ 168,374.53	\$ 1,389.45	
MAR 21	4282045.00	\$ 13,229.82	\$ 175,673.55	\$ 65,697.46	\$ 23.01	\$ 3,538.85	\$ 12,311.39	\$ 5,015.36	\$ 86,498.07	\$ 78,456.14	\$ 99,435.07	\$ 106,956.15	\$ 98,979.16	\$ 98,245.93	\$ 134,195.29	\$ 1,670.53	
APR 21	4556004.00	\$ 13,191.44	\$ 182,641.36	\$ 59,697.52	\$ 30.52	\$ 3,721.90	\$ 12,311.39	\$ 5,194.68	\$ 80,607.01	\$ 74,634.28	\$ 84,813.79	\$ 93,388.04	\$ 98,979.16	\$ 121,855.40	\$ 145,099.13	\$ 1,669.37	
MAY 21	3999782.00	\$ 13,154.38	\$ 166,978.49	\$ 53,298.00	\$ 18.64	\$ 6,688.28	\$ 11,217.39	\$ 5,352.86	\$ 79,075.17	\$ 75,428.75	\$ 75,983.75	\$ 82,520.55	\$ 103,636.18	\$ 106,919.67	\$ 171,809.87	\$ 5,164.67	
JUN 21	3029398.00	\$ 13,452.78	\$ 179,594.98	\$ 62,272.43	\$ 102.09	\$ 2,533.06	\$ 12,311.39	\$ 5,377.80	\$ 82,534.77	\$ 87,171.08	\$ 85,289.65	\$ 90,256.59	\$ 102,915.90	\$ 106,919.67	\$ 145,453.89	\$ 1,186.31	
JUL 21	4713446.00	\$ 14,105.65	\$ 185,372.65	\$ 62,272.43	\$ 26.40	\$ 3,355.71	\$ 10,240.39	\$ 5,094.10	\$ 86,650.26	\$ 80,076.04	\$ 80,431.43	\$ 115,480.83	\$ 102,013.56	\$ 118,955.76	\$ 55,814.19	\$ 6,664.24	
AUG 21	4203445.00	\$ 14,485.20	\$ 196,165.24	\$ 52,871.13	\$ 18.22	\$ 3,539.09	\$ 10,240.39	\$ 5,207.25	\$ 72,159.16	\$ 74,884.12	\$ 79,439.06	\$ 84,092.82	\$ 97,767.67	\$ 115,892.05	\$ 93,528.67	\$ 6,664.24	
SEP 21	5248460.00	\$ 14,348.40	\$ 161,188.23	\$ 56,530.76	\$ 41.63	\$ 2,392.24	\$ 12,311.39	\$ 4,848.73	\$ 84,871.16	\$ 87,271.63	\$ 79,035.13	\$ 84,092.82	\$ 97,767.67	\$ 107,265.72	\$ 122,948.54	\$ 6,374.95	
OCT 21	3924898.00	\$ 14,438.64	\$ 161,141.06	\$ 61,893.08	\$ 45.94	\$ 2,909.52	\$ 12,311.39	\$ 7,645.57	\$ 84,871.16	\$ 89,972.82	\$ 94,303.42	\$ 92,851.47	\$ 114,041.05	\$ 103,927.00	\$ 64,483.12	\$ 5,376.58	
NOV 21	4072898.00	\$ 14,438.64	\$ 210,917.79	\$ 71,668.87	\$ 45.94	\$ 3,049.52	\$ 12,311.39	\$ 7,927.15	\$ 95,072.87	\$ 89,972.82	\$ 94,303.42	\$ 102,589.66	\$ 123,757.93	\$ 118,349.60	\$ 157,862.67	\$ 5,100.05	
DEC 21	51074432.00	\$ 151,837.07	\$ 2,059,977.49	\$ 751,721.20	\$ 574.81	\$ 34,527.10	\$ 149,485.68	\$ 66,894.52	\$ 901,980.54	\$ 905,006.70	\$ 981,563.24	\$ 1,077,237.04	\$ 1,294,493.93	\$ 1,288,637.86	\$ 1,400,903.51	\$ 2,073.89	



**Water & Light
Water Pumpage Report - 2022**

MONTH	Recorded Gallons Pumped 1st - 30th/31st month	Billed Water Amounts (16th to 15th of the month prior)	Actual Revenue Received 1st - 30th of the month (billed from month prior)	Billed REU's (16th to 15th of the month prior)	Gallons Billed (16th to 15th of the month prior)	Difference between gallons pumped and gallons billed	Monthly Revenue Goal	% OF GOAL	Difference between Revenue Collected and Monthly Revenue Goal
JAN'22	10,868,700.00	\$ 78,001.81	\$ 79,763.37	1,009.73	3,029,190.00	7,839,510.00	\$ 76,850.00	103.8%	\$2,913.37
FEB'22	0.00					-	\$ 76,850.00	0.0%	
MAR'22	0.00					-	\$ 76,850.00	0.0%	
APR'22	0.00					-	\$ 76,850.00	0.0%	
MAY'22	0.00					-	\$ 76,850.00	0.0%	
JUNE'22	0.00					-	\$ 76,850.00	0.0%	
JULY'22	0.00					-	\$ 76,850.00	0.0%	
AUG'22	0.00					-	\$ 76,850.00	0.0%	
SEPT'22	0.00					-	\$ 76,850.00	0.0%	
OCT'22	0.00					-	\$ 76,850.00	0.0%	
NOV'22	0.00					-	\$ 76,850.00	0.0%	
DEC'22	0.00					-	\$ 76,850.00	0.0%	
Total Gallons Pumped	10,868,700.00	Total Billed Amounts \$ 78,001.81	Total Actual Revenue \$ 79,763.37	Billed REU's \$ 1,009.73	Gallons Billed \$ 3,029,190.00	7,839,510.00	Revenue Goal \$ 914,000.00	% OF GOAL 9%	Total \$2,913.37



ADVERTISEMENT FOR BIDS

OWNER: Newberry Water & Light Board
Village of Newberry
Newberry, Michigan

PROJECT: Request For Two Low Voltage Emergency Generators
and Automatic Transfer Switches

ENGINEER: CTC Engineering, LLC
4343 Concourse Drive, Suite 270
Ann Arbor, Michigan 48108

The Newberry Water & Light Board is requesting proposals for furnish, install and make operational, two (2) emergency generators and open transition transfer switches for certain sections of their system.

Proposed forms, specifications and other Contract Documents are on file at the office of Ms. Allison Watkins, Village Manager, 302 East McMillan in Newberry, Michigan and may be obtained from CTC Engineering, LLC Engineers, 4343 Concourse Drive, Suite 270, Ann Arbor, Michigan 48108.

There will be no **mandatory site tour** for this project. However, arrangements may be made to view the equipment by contacting Mr. Dan Kucinkas, Water and Electrical Superintendent, Newberry Water & Light Board, 302 East McMillan, Village of Newberry, Newberry, Michigan, TX: (906) 291-0608, FX: 906/293-8890.

Bids are due not later than 1:30 P.M. on March 1, 2022. Bids will be opened and read aloud at 2:00 P.M. on March 1, 2022, at the office of the Village Manager, 302 East McMillan in Newberry, Michigan.

VILLAGE OF NEWBERRY, MICHIGAN
WATER & LIGHT BOARD

ATTENTION: Ms. Allison Watkins, Manager

**ENERGY ADJUSTMENT (EA) RATE
JANUARY TO JUNE 2022**
As of 1.14.2022

JUL TO DEC 2021 For Year **JAN To JUL 2022**

For each new year, save the sheet for the next year and edit the year to the left. Use FILE>SAVE AS>NEWNAME to do this, where NEWNAME means the new year is used.

Billing Month Used for Calculation	Year	Power Cost/ KWh	Base Case Cost/KWh	Increase/ (DECREASE) Base Case (%)	EA Real Cost Difference	Total EA Adjustment	Monthly Base Rate	Monthly Applied Rate	EA	
									Jan - June (of 2022) billing period. This is the rate for calculating customer billing.	July - Dec
January	2021	\$0.056157	\$0.045221	24.182%	\$0.010936	\$0.011260	\$0.100793	\$0.111856	\$0.011260	\$0.011063
February	2021	\$0.058562	\$0.045221	29.503%	\$0.013341	\$0.011284	\$0.100793	\$0.111856	\$0.011260	\$0.011063
March	2021	\$0.056505	\$0.045221	24.953%	\$0.011284	\$0.011284	\$0.100793	\$0.111856	\$0.011260	\$0.011063
April	2021	\$0.059470	\$0.045221	31.510%	\$0.014249	\$0.014249	\$0.100793	\$0.111856	\$0.011260	\$0.011063
May	2021	\$0.053633	\$0.045221	18.603%	\$0.008412	\$0.008412	\$0.100793	\$0.111856	\$0.011260	\$0.011063
June	2021	\$0.054559	\$0.045221	20.649%	\$0.009338	\$0.009338	\$0.100793	\$0.111856	\$0.011260	\$0.011063
July	2021	\$0.054010	\$0.045221	19.437%	\$0.008789	\$0.008789	\$0.100793	\$0.111856	\$0.011260	\$0.011063
August	2021	\$0.054657	\$0.045221	20.866%	\$0.009436	\$0.009436	\$0.100793	\$0.111856	\$0.011260	\$0.011063
September	2021	\$0.055558	\$0.045221	22.859%	\$0.010337	\$0.010337	\$0.100793	\$0.111856	\$0.011260	\$0.011063
October	2021	\$0.056096	\$0.045221	24.048%	\$0.010875	\$0.010875	\$0.100793	\$0.111856	\$0.011260	\$0.011063
November	2021	\$0.059047	\$0.045221	30.575%	\$0.013826	\$0.013826	\$0.100793	\$0.111856	\$0.011260	\$0.011063
December	2021	\$0.058334	\$0.045221	28.998%	\$0.013113	\$0.013113	\$0.100793	\$0.111856	\$0.011260	\$0.011063
AVERAGES, Jan - Jun				25%	\$0.011260	\$0.011260	\$0.100793	\$0.112053	\$0.011260	\$0.011063
AVERAGES, Jul - Dec				24.46%	\$0.011063	\$0.011063	\$0.100793	\$0.111856	\$0.011260	\$0.011063

NOTE: Use this rate for Jan - June (of 2022) billing period. This is the rate for calculating customer billing.

Note: EA for the second 6 months of 2021

Note: new EA for the first 6 months of 2022

The EA is a way to adjust the fluctuating monthly cost of wholesale power over or under the established kWh rate. When the cost of power decreases that savings is passed on to the customer through a reduction in the EA.

**BILLED ELECTRIC COSTS USED TO CALCULATE ENERGY ADJUSTMENT (EA)
JANUARY TO JUNE 2022 EA**

MONTH	ATC	HYDRO	CONSUMERS	MPPA	MISO	TOTAL	KWH	HYDRO KWH	TOTAL	COST/KWH
Jan-21	\$ 12,311.39	\$ 4,969.27	\$ 69,784.77	\$ 138.93	\$ 2,113.91	\$ 89,318.27	1,220,323	370,200	\$ 159,052.00	\$ 0.0562
Feb-21	\$ 12,311.39	\$ 5,044.92	\$ 69,202.26	\$ 52.80	\$ 3,377.59	\$ 89,988.96	1,209,732	326,900	\$ 153,663.00	\$ 0.0586
Mar-21	\$ 12,311.39	\$ 5,015.36	\$ 65,991.46	\$ 23.01	\$ 3,153.85	\$ 86,495.07	1,151,354	379,400	\$ 153,075.00	\$ 0.0565
Apr-21	\$ 12,311.39	\$ 5,194.68	\$ 59,697.52	\$ 30.52	\$ 3,372.90	\$ 80,607.01	1,036,919	318,500	\$ 135,549.00	\$ 0.0595
May-21	\$ 11,717.39	\$ 5,352.86	\$ 53,298.00	\$ 18.64	\$ 2,638.28	\$ 73,025.17	920,564	441,000	\$ 136,156.00	\$ 0.0536
Jun-21	\$ 12,492.20	\$ 5,280.83	\$ 60,345.74	\$ 102.09	\$ 2,553.37	\$ 80,774.23	1,048,704	431,800	\$ 148,050.00	\$ 0.0546
Jul-21	\$ 12,311.39	\$ 5,377.80	\$ 62,222.48	\$ 70.09	\$ 2,553.06	\$ 82,534.82	1,082,826	445,300	\$ 152,812.00	\$ 0.0540
Aug-21	\$ 10,240.39	\$ 5,094.10	\$ 68,199.68	\$ 26.40	\$ 3,135.71	\$ 86,696.28	1,191,394	394,800	\$ 158,619.00	\$ 0.0547
Sep-21	\$ 10,703.39	\$ 5,307.35	\$ 52,871.13	\$ 18.22	\$ 3,259.09	\$ 72,159.18	912,802	386,000	\$ 129,802.00	\$ 0.0556
Oct-21	\$ 12,311.39	\$ 4,484.79	\$ 56,530.26	\$ 41.63	\$ 2,329.24	\$ 75,697.31	979,332	370,100	\$ 134,943.00	\$ 0.0561
Nov-21	\$ 12,311.39	\$ 7,845.57	\$ 61,895.08	\$ 6.54	\$ 2,790.58	\$ 84,849.16	1,076,874	360,100	\$ 143,697.00	\$ 0.0590
Dec-21	\$ 12,311.39	\$ 7,927.15	\$ 71,688.87	\$ 45.94	\$ 3,049.52	\$ 95,022.87	1,254,943	374,000	\$ 162,894.00	\$ 0.0583

JAN - JUN Amounts are from 2021 Bills and Were Used to Calculate the JUL- DEC 2021 EA

JUL - DEC Amounts are from 2021 Bills and Were Used to Calculate the JAN - JUN 2022 EA